

10-24-2018

¿Cómo se dice ... ? Will Speaking Spanish be Key to “Making It?”

Luisa Ossa

La Salle University, ossa@lasalle.edu

Hsiao-Ping Biehl PhD

La Salle University, biehl@lasalle.edu

Follow this and additional works at: <https://digitalcommons.lasalle.edu/explorercafe>

Recommended Citation

Ossa, Luisa and Biehl, Hsiao-Ping PhD, "¿Cómo se dice ... ? Will Speaking Spanish be Key to “Making It?”" (2018). *Explorer Café*. 76. <https://digitalcommons.lasalle.edu/explorercafe/76>

This Presentation is brought to you for free and open access by the Explorer Connection at La Salle University Digital Commons. It has been accepted for inclusion in Explorer Café by an authorized administrator of La Salle University Digital Commons. For more information, please contact careyc@lasalle.edu.



¿Cómo se dice...?

Will speaking Spanish be
key to “making it?”

LUISA OSSA / HSIAO-PING BIEHL

LA SALLE UNIVERSITY – EXPLORER CAFÉ 2018



GLOBAL LANGUAGES, LITERATURES AND PERSPECTIVES DEPARTMENT

LANGUAGE

Number of Spanish speakers worldwide soars to 572 million

Around 754 million people expected to speak language globally by 2060, new report shows



EL PAÍS  

Madrid - 29 NOV 2017 - 07:07 EST

Hispanics accounted for more than half of total U.S. population growth last year

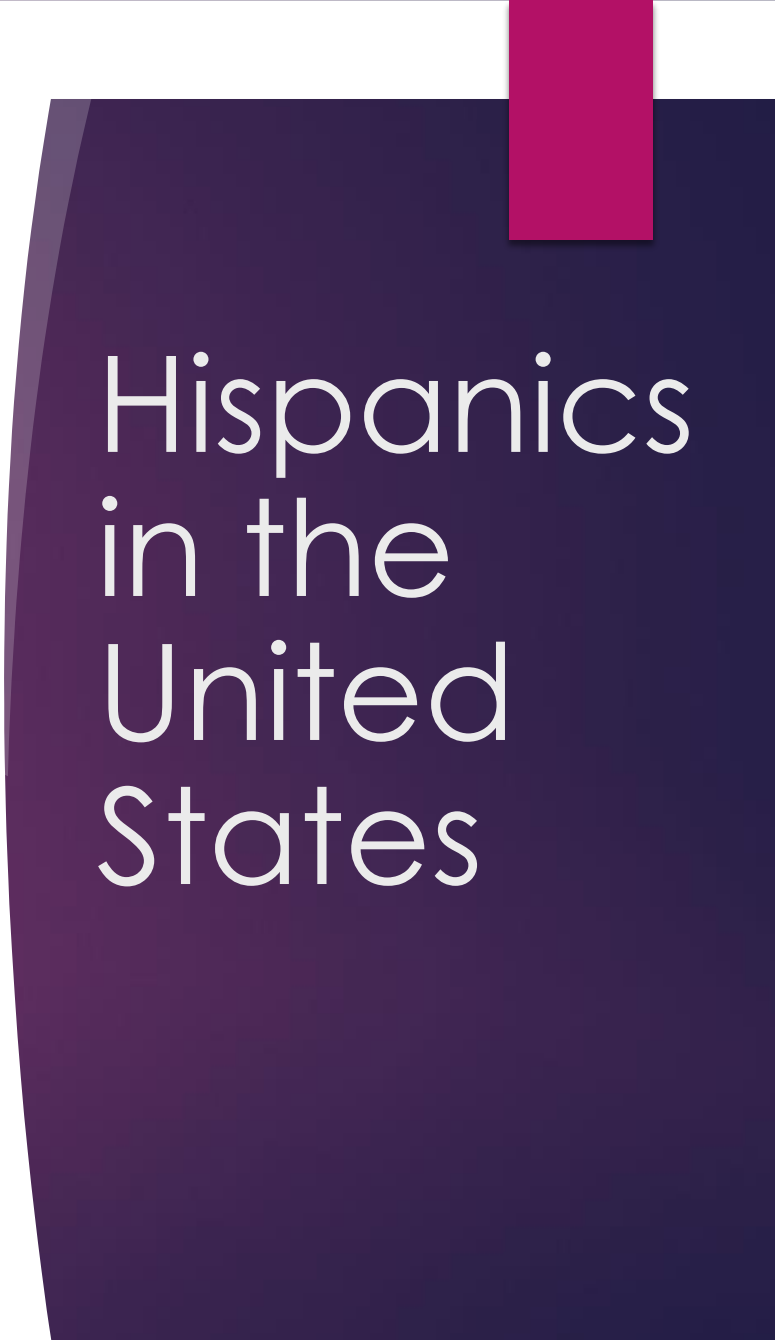
U.S. population increase, 2016 to 2017

	2017 population	Change, 2016-17	Share of total increase
Hispanic	58,603,060	1,132,773	51%
Asian	18,262,549	521,092	24%
Black	40,573,936	344,700	16%
White	197,959,872	-9,736	0%
<hr/>			
Total	325,344,115	2,216,602	

Note: Estimates for 2017 are preliminary. White, black and Asian are single race, not Hispanic. Hispanics are of any race. American Indians/Alaska Natives, Native Hawaiians/Other Pacific islanders and multi-race Americans not shown.

Source: Pew Research Center analysis of U.S. Census Bureau population estimates.

PEW RESEARCH CENTER

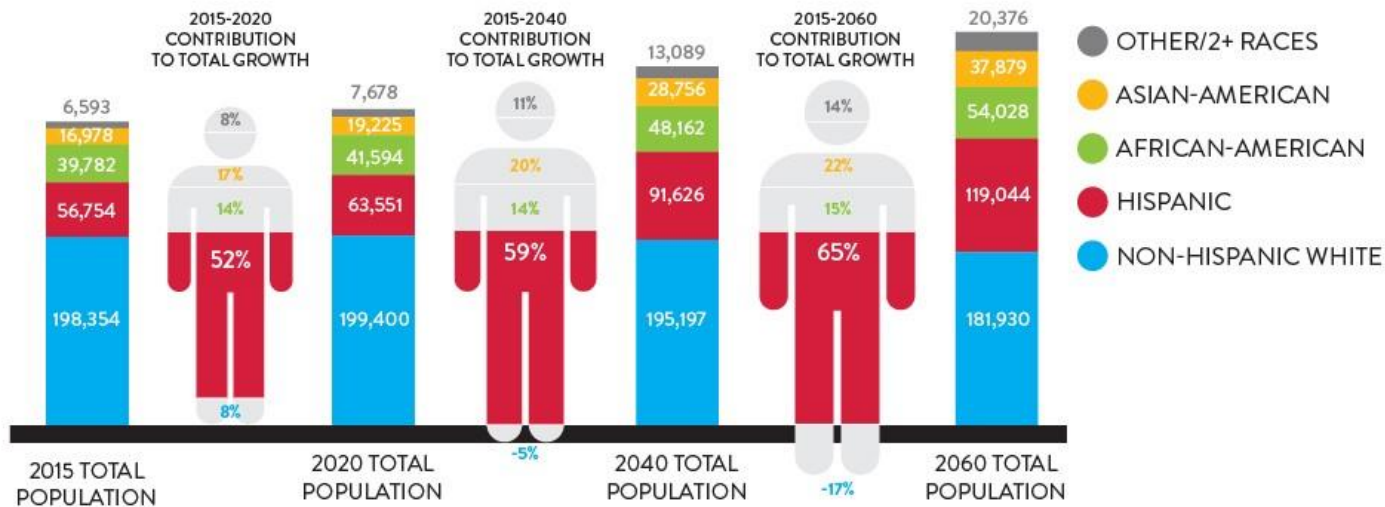


Hispanics in the United States



HISPANIC POPULATION WILL CONTINUE TO RISE; NON-HISPANIC WHITE POPULATION WILL CONTINUE TO DECLINE

HISPANICS WILL CONTINUE TO ACCOUNT FOR OVER 50% OF FUTURE U.S. POPULATION GROWTH



Source: U.S. Census Bureau, 2014 National Population Projections

Copyright © 2016 The Nielsen Company

Hispanic Population by 2060



The United States will have the biggest population of Spanish speakers in the world after Mexico by 2060

By the middle of this century, Spanish will break apart the English-only model in the US

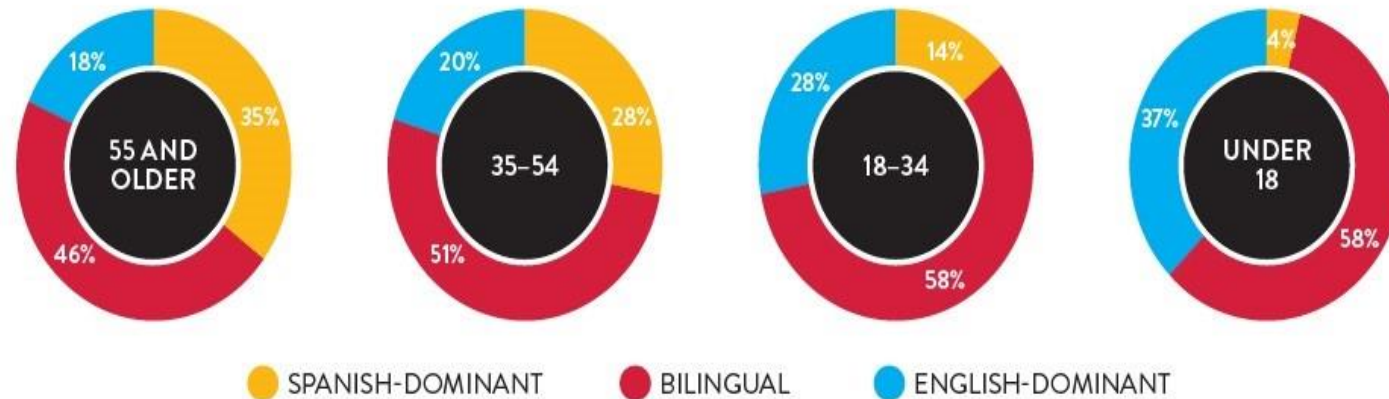
JUAN MANUEL BONET

”

The number of students enrolled in Spanish courses is higher than the total number of students enrolled in all other languages

El País – Madrid, 29 Nov. 2017

PERCENTAGE OF HISPANICS IN THE U.S. BY AGE AND LANGUAGE



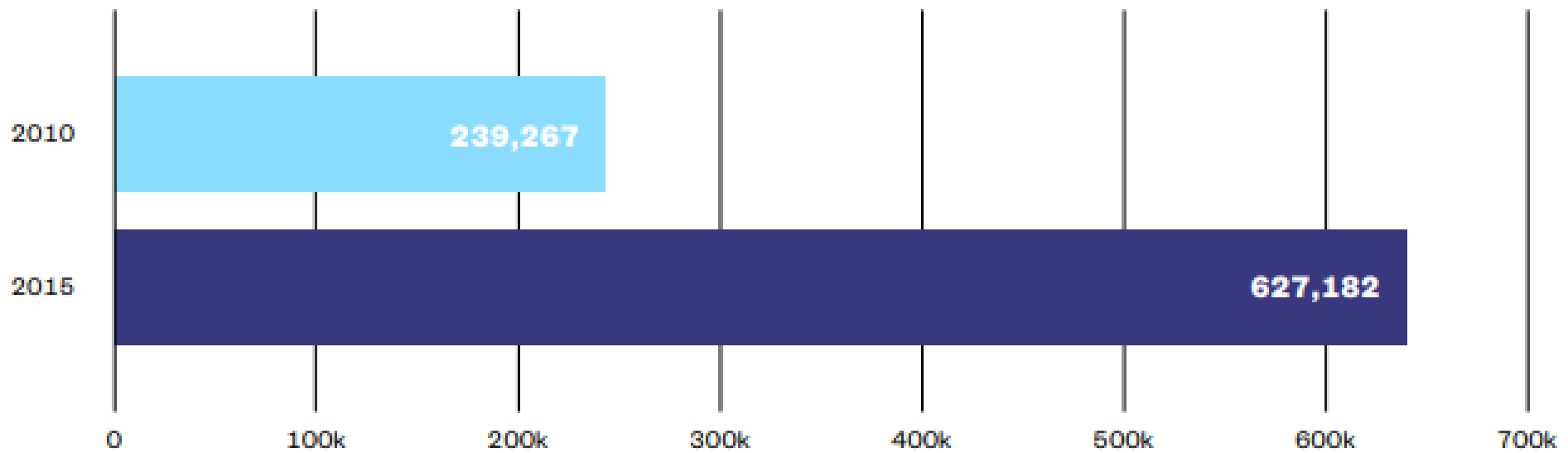
Source: U.S. Census Bureau, 2014 American Community Survey, 1-year estimates; age 5 and older.

Distribution
of Hispanics
in the U.S. by
Age and
Language

- **Over the past five years, demand for bilingual workers in the United States more than doubled.** In 2010, there were roughly 240,000 job postings aimed at bilingual workers; by 2015, that figure had ballooned to approximately 630,000.
- **Employers seek bilingual workers for both low- and high-skilled positions.** In 2015, 60 percent of the jobs with the highest demand for bilingual workers were open to individuals with less than a bachelor's degree. Meanwhile, the fastest growth in bilingual listings from 2010 to 2015 was for so-called "high prestige" jobs, a category including financial managers, editors, and industrial engineers.

"Not Lost in Translation: The Growing Importance of Foreign Language Skills in the U.S. Job Market" – *New American Economy Research Fund*

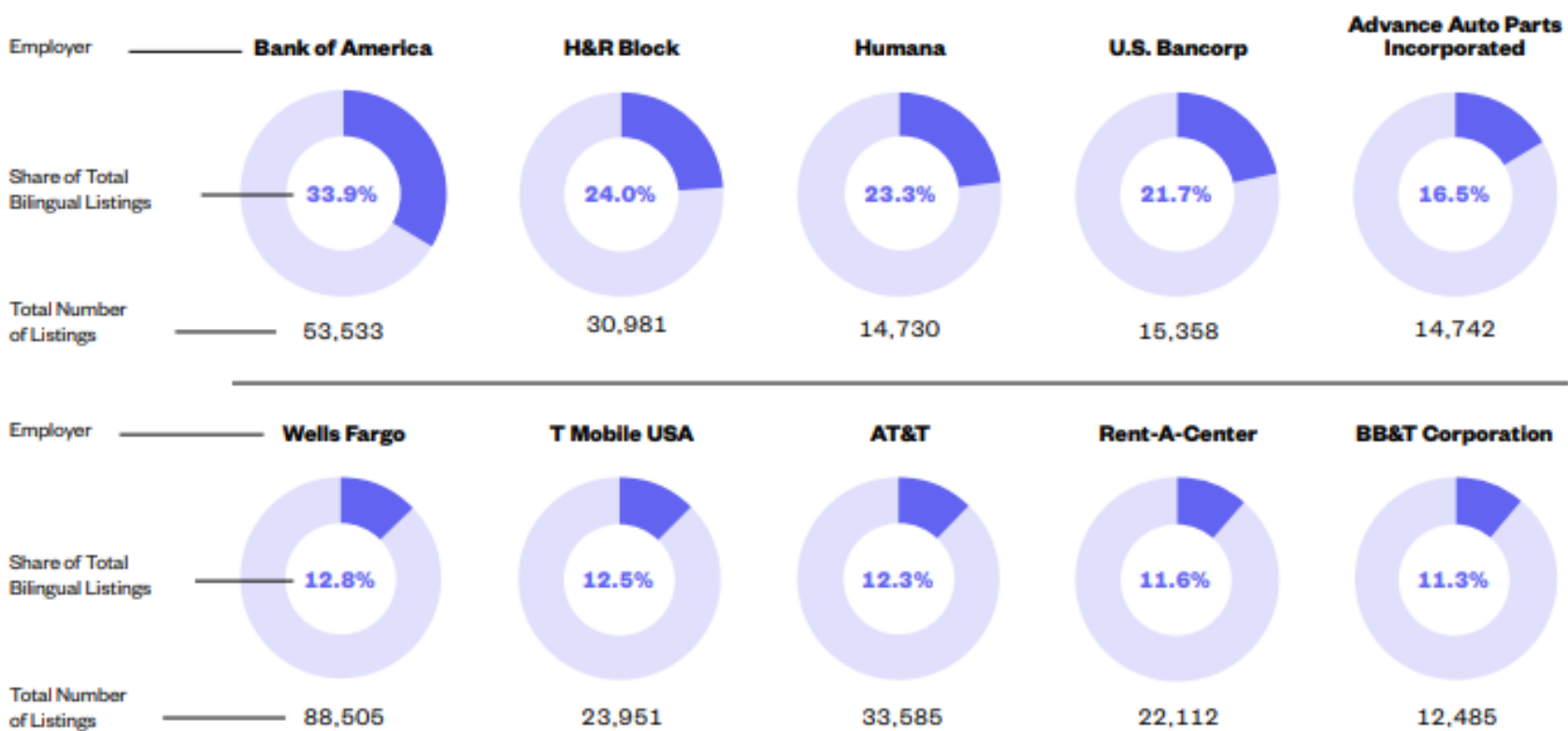
FIGURE 4: NUMBER OF ONLINE JOB LISTINGS FOR WORKERS WITH BILINGUAL SKILLS



Who is hiring
people with
bilingual skills?



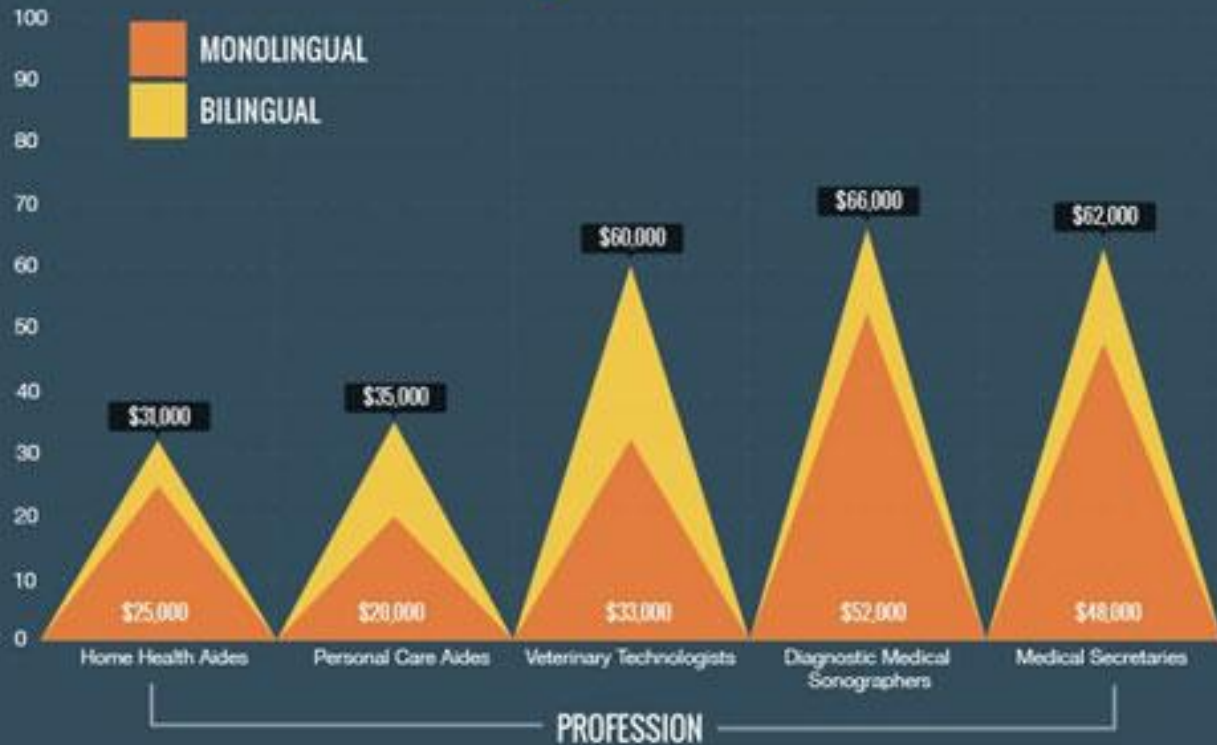
FIGURE 7: EMPLOYERS WITH THE LARGEST SHARE OF BILINGUAL LISTINGS, 2015





What is the salary for people with bilingual skills?

Salary differences based on Bilingualism



Medical Fields

Source: DC Immersion Project 2015

Other Fields

Field	Salary
Interpreters and Translators (U.S. Bureau of Labor Statistics 2017)	\$51,790 - \$82,290 National average: \$47,190
Flight Attendants (Ziprecruiter 2018)	\$17,000 - \$132,500 National average: \$46,875
Nurses (Ziprecruiter 2018)	\$20,000 - \$141,000 National average: \$86,771
Investment Banker (Live Lingua 2013)	\$88,000
Marketing Director (Live Lingua 2013)	\$120,000
Risk Manager (Live Lingua 2013)	\$99,000

What Do We Teach?






Roxborough YMCA

May 4 at 7:50am · 🌐



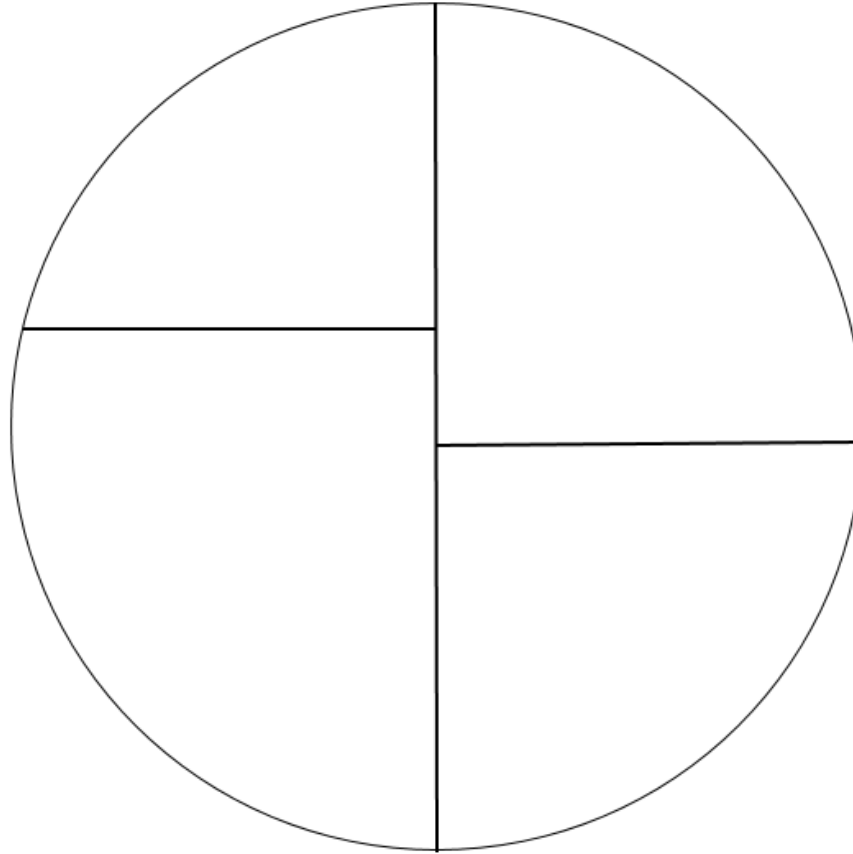
CYCLO DE MAYO SPIN-A-THON IS TOMORROW! There are still seats available for each hour we are riding. The event starts at 8:45am and ends at 12:45pm. To reserve a seat please email Mike at: michael.leonard@philaymca.org or sign-up day of! Hope to see you there!



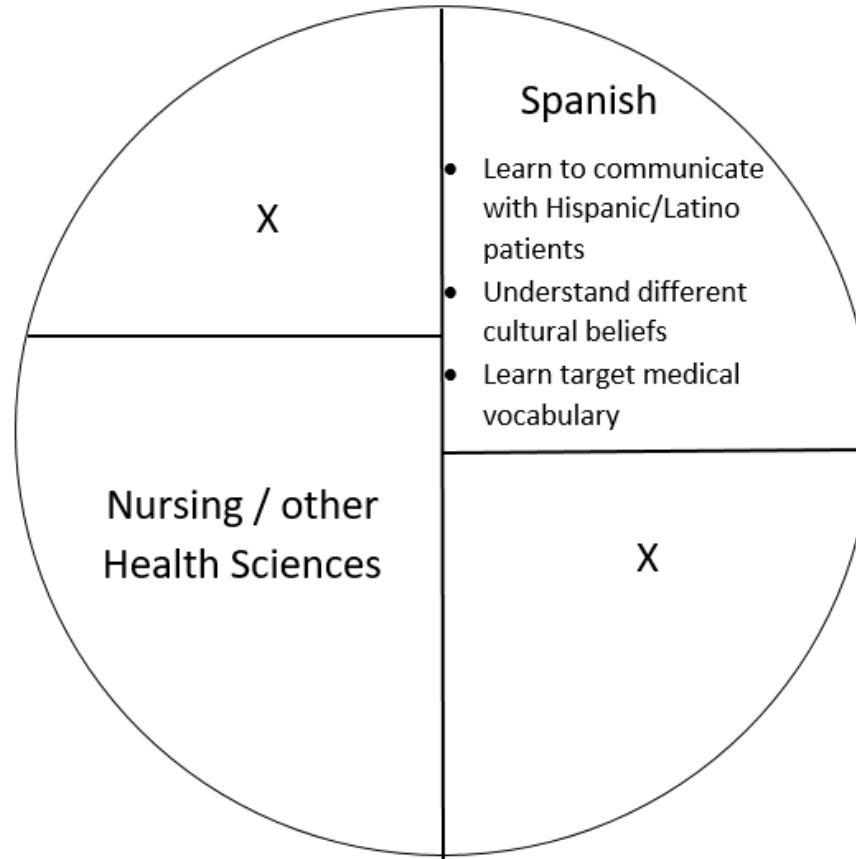
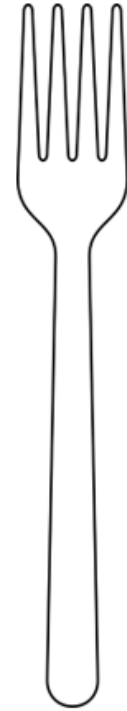


Mazda Laputa

My Teaching Plate



My Teaching Plate



My Teaching Plate

